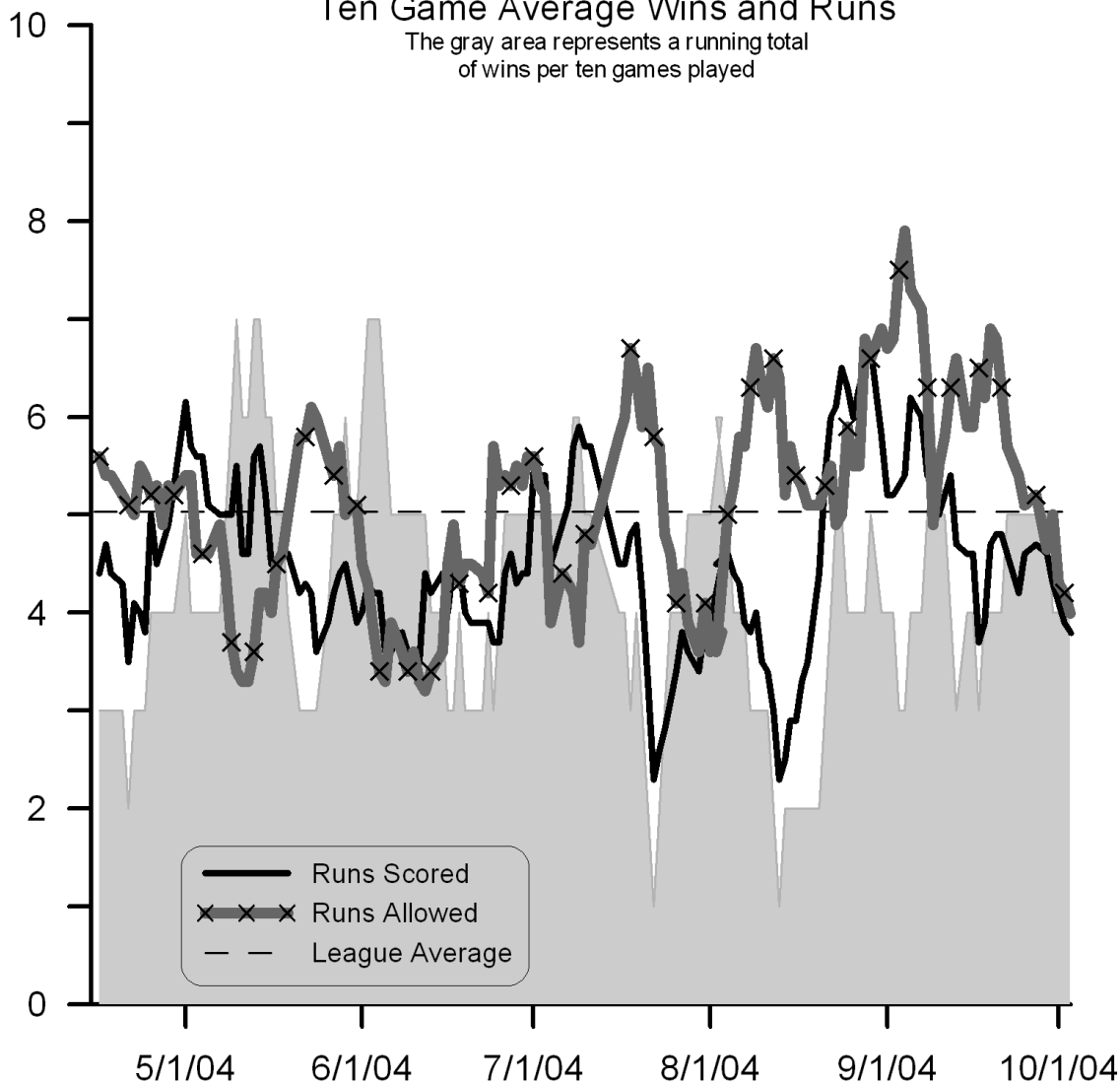


Toronto Blue Jays

Ten Game Average Wins and Runs

The gray area represents a running total of wins per ten games played



5/29: Delgado out; to miss over a month

8/8: Fire Tosca; name Gibbons Manager

5/27: Bring up Alexis Rios

6/16: Wells on DL for a month

7/20: Halladay on DL for two months

Team Batting and Pitching/Fielding Stats by Month						
	April	May	June	July	Aug	Sept
Wins	8	15	12	10	9	13
Losses	16	13	15	14	20	16
OBP	.333	.344	.333	.314	.323	.322
SLG	.404	.399	.397	.406	.402	.412
FIP	4.72	4.17	4.62	4.52	5.62	5.04
DER	.700	.702	.717	.711	.674	.723

Toronto Blue Jays

Batting Stats

Player	RC	Runs	RBI	PA	Outs	H	BB	HR	TB	BA	OBP	SLG	GPA	ISO	SB	CS	GDP
Delgado C.	89	74	99	551	346	123	69	32	245	.269	.372	.535	.301	.266	0	1	10
Wells V.	73	82	67	590	408	146	51	23	253	.272	.337	.472	.270	.200	9	2	16
Hudson O.	71	73	58	551	372	132	51	12	214	.270	.341	.438	.263	.168	7	3	12
Johnson R.	64	68	61	582	409	145	28	10	204	.270	.320	.380	.239	.110	6	3	14
Hinske E.	60	66	69	634	451	140	54	15	214	.246	.312	.375	.234	.130	12	8	13
Zaun G.	49	46	36	392	256	91	47	6	133	.269	.367	.393	.264	.124	0	2	7
Rios A.	48	55	28	460	319	122	31	1	163	.286	.338	.383	.248	.096	15	3	12
Gomez C.	45	41	37	377	251	96	28	3	118	.282	.337	.346	.238	.065	3	2	4
Menechino F.	43	40	25	276	169	71	36	9	119	.301	.400	.504	.306	.203	0	2	2
Phelps J.	40	38	51	321	233	70	18	12	123	.237	.296	.417	.237	.180	0	0	8
Catalanotto	34	27	26	274	182	73	17	1	97	.293	.344	.390	.252	.096	1	0	6
Woodward C.	24	21	24	232	168	50	14	1	74	.235	.283	.347	.214	.113	1	2	3
Berg D.	15	13	23	162	120	39	4	3	52	.253	.278	.338	.209	.084	0	1	4
Gross G.	14	18	16	149	105	27	19	3	40	.209	.311	.310	.217	.101	2	2	1
Cash K.	11	18	21	197	149	35	10	4	56	.193	.249	.309	.189	.116	0	0	3
Clark H.	11	17	12	133	92	25	13	3	40	.217	.292	.348	.218	.130	0	0	2
Adams R.	11	10	10	78	53	22	5	4	38	.306	.359	.528	.293	.222	1	0	3
Crozier E.	4	5	4	39	28	5	6	2	13	.152	.282	.394	.225	.242	0	0	0
Quiroz G.	4	2	6	57	42	11	2	0	13	.212	.263	.250	.181	.038	1	0	1
Pond S.	2	4	6	56	43	8	5	1	13	.163	.250	.265	.179	.102	0	0	2
Myers G.	1	0	1	20	15	4	2	0	6	.222	.300	.333	.218	.111	0	0	1
Estalella B.	1	1	0	17	11	3	3	0	3	.231	.412	.231	.243	.000	0	0	1
Speier J.	0	0	0	1	1	0	0	0	0	.000	.000	.000	.000	.000	0	0	0
File B.	0	0	0	1	1	0	0	0	0	.000	.000	.000	.000	.000	0	0	0
Bush D.	0	0	0	2	2	0	0	0	0	.000	.000	.000	.000	.000	0	0	0
Lilly T.	0	0	0	4	3	0	0	0	0	.000	.000	.000	.000	.000	0	0	0
Towers J.	0	0	0	3	2	0	0	0	0	.000	.000	.000	.000	.000	0	0	1
Hentgen P.	0	0	0	1	2	0	0	0	0	.000	.000	.000	.000	.000	0	0	1
Batista M.	-1	0	0	5	5	0	0	0	0	.000	.000	.000	.000	.000	0	0	0
Halladay R.	-1	0	0	6	6	0	0	0	0	.000	.000	.000	.000	.000	0	0	0
Hermansen C.	-1	0	0	7	7	0	0	0	0	.000	.000	.000	.000	.000	0	0	0

Toronto Blue Jays

Pitching Stats

Player	IP	BFP	G	GS	P/PA	H	K	BB	HR	W	L	Sv	Op	Hld	RA	ERA	FIP	DER
Batista M.	198.7	867	38	31	3.76	206	104	96	22	10	13	5	5	0	5.21	4.80	5.17	.713
Lilly T.	197.3	845	32	32	3.91	171	168	89	26	12	10	0	0	0	4.20	4.06	4.74	.739
Halladay R	133.0	561	21	21	3.65	140	95	39	13	8	8	0	0	0	4.47	4.20	4.03	.692
Towers J.	116.3	518	21	21	3.20	148	51	26	16	9	9	0	0	0	5.42	5.11	5.10	.683
Bush D.	97.7	412	16	16	3.58	95	64	25	11	5	4	0	0	0	4.33	3.69	4.39	.725
Miller J.	81.7	375	19	15	3.82	101	47	42	14	3	4	0	0	0	6.39	6.06	6.09	.674
Hentgen P	80.3	373	18	16	3.71	90	33	42	16	2	9	0	0	0	7.51	6.95	6.77	.734
Speier J.	69.0	294	62	0	3.86	61	52	25	8	3	8	7	11	7	4.17	3.91	4.59	.740
Frasor J.	68.3	299	63	0	3.99	64	54	36	4	4	6	17	19	8	4.08	4.08	4.13	.704
Chulk V.	56.0	248	47	0	3.88	59	44	27	6	1	3	2	5	13	4.82	4.66	4.61	.688
Ligtenberg	55.0	263	57	0	3.71	73	49	25	6	1	6	3	5	4	6.55	6.38	4.39	.630
Adams T.	43.0	197	42	0	3.78	49	35	22	4	4	4	3	6	2	4.19	3.98	4.47	.667
Douglass	38.7	179	14	3	4.07	37	36	28	6	0	2	0	0	0	6.28	6.28	5.77	.710
File B.	33.7	154	24	0	3.34	45	15	12	4	1	0	0	0	2	5.08	4.81	5.19	.661
Frederick	28.7	133	22	0	3.77	32	22	16	4	0	2	0	1	3	6.59	6.59	5.34	.689
Nakamura	25.7	114	19	0	3.84	27	24	7	7	0	3	0	0	2	8.06	7.36	6.01	.730
Kershner J	22.3	103	24	2	3.91	30	15	8	3	0	1	0	0	2	6.45	6.04	4.76	.649
Lopez A.	21.0	95	18	0	3.42	21	13	13	5	1	1	0	0	3	6.43	6.00	7.29	.742
Glynn R.	20.0	89	6	2	3.85	19	14	8	4	1	0	0	0	0	4.05	4.05	6.14	.750
Chacin G.	14.0	52	2	2	3.90	8	6	3	0	1	1	0	0	0	2.57	2.57	3.29	.810
de los Santo	11.7	56	17	0	3.61	11	10	10	0	0	0	0	1	0	6.17	6.17	4.14	.694
League B.	4.7	18	3	0	3.50	3	2	1	0	1	0	0	0	1	0.00	0.00	3.07	.800
Peterson	2.7	18	3	0	3.56	7	2	3	1	0	0	0	0	0	16.88	16.88	10.04	.500
Maurer D.	1.3	15	3	0	3.60	6	1	5	1	0	0	0	0	0	54.00	54.00	22.79	.375
Menechino	0.3	3	1	0	3.00	2	0	0	0	0	0	0	0	0	0.00	0.00	3.29	.333

Fielding Stats

Catchers

Name	Innings	SBA/G	CS%	ERA	WP+PB/G
Zaun	789.0	0.92	26%	4.79	0.354
Cash	460.3	0.65	42%	5.08	0.528
Quiroz	114.7	0.55	29%	5.34	0.785
Myers	32.0	1.13	25%	3.38	0.281
Estalella	25.0	1.44	0%	6.48	0.720

Infielders and Outfielders

Name	POS	Inn	PO	A	TE	FE	FPct	RF	DPS	DPT
C Delgado	1B	1038.0	1046	86	0	4	.996	9.82	6	0
C Gomez	1B	115.0	104	12	0	2	.983	9.08	2	0
J Phelps	1B	99.7	101	2	1	1	.981	9.30	0	0

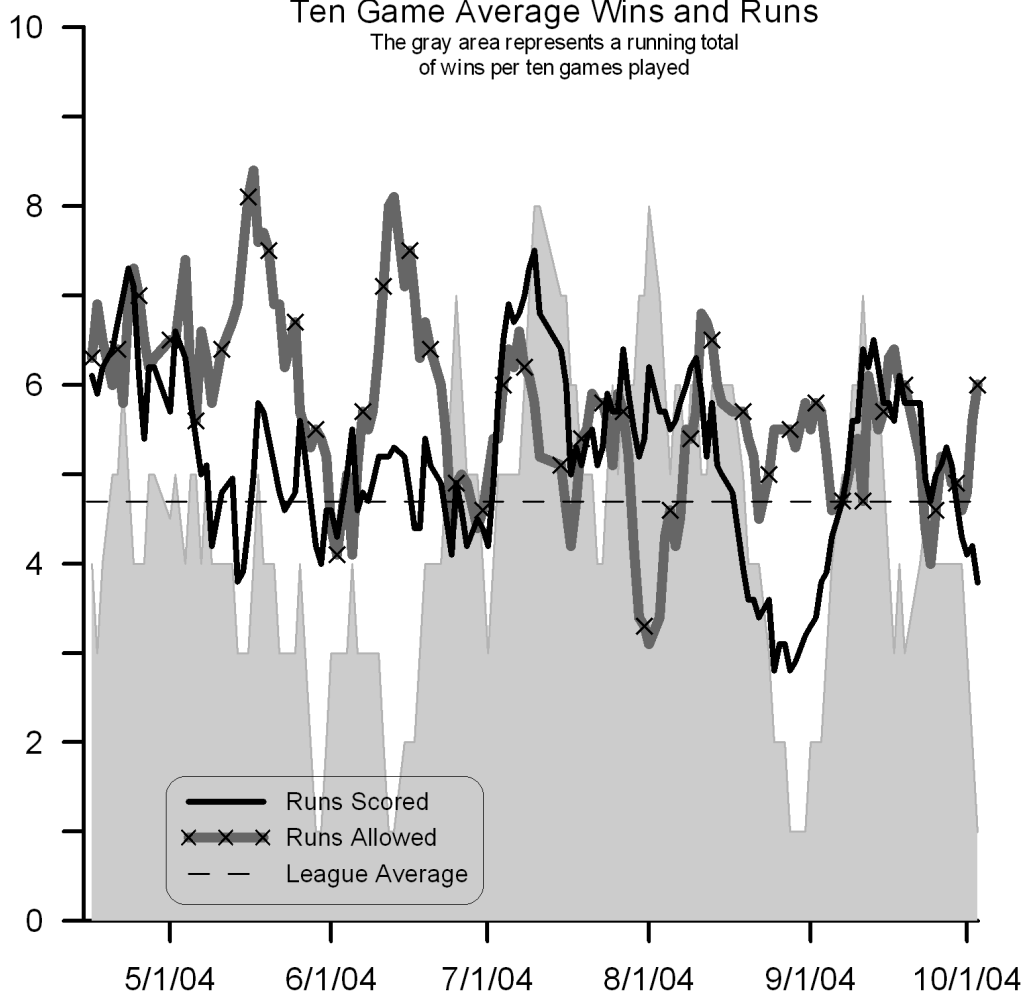
Toronto Blue Jays

Name	POS	Inn	PO	A	TE	FE	FPct	RF	DPS	DPT
H Clark	1B	93.0	106	6	0	0	1.000	10.84	5	0
D Berg	1B	40.0	43	3	0	2	.958	10.35	1	0
E Crozier	1B	34.7	34	1	1	0	.972	9.09	0	0
O Hudson	2B	1124.0	277	449	2	10	.984	5.81	34	57
F Menechino	2B	237.3	53	72	0	0	1.000	4.74	2	11
D Berg	2B	28.0	5	9	0	0	1.000	4.50	0	1
C Gomez	2B	23.0	6	2	0	0	1.000	3.13	0	0
H Clark	2B	8.0	0	0	0	0	.000	0.00	0	0
C Gomez	SS	638.0	109	205	8	2	.969	4.43	24	18
C Woodward	SS	514.7	86	172	2	3	.981	4.51	27	13
R Adams	SS	159.3	27	48	4	1	.938	4.24	9	2
F Menechino	SS	109.0	26	26	0	1	.981	4.29	5	3
E Hinske	3B	1310.0	105	240	3	5	.977	2.37	18	2
F Menechino	3B	59.0	4	14	0	0	1.000	2.75	1	0
C Gomez	3B	31.3	2	8	0	0	1.000	2.87	1	0
D Berg	3B	19.0	0	3	1	1	.600	1.42	0	0
H Clark	3B	1.0	0	0	0	0	.000	0.00	0	0
R Johnson	LF	461.3	97	5	1	1	.981	1.99	2	0
F Catalanott	LF	309.7	66	1	1	1	.971	1.95	1	0
G Gross	LF	289.7	73	5	0	0	1.000	2.42	1	0
D Berg	LF	226.7	36	1	0	1	.974	1.47	0	0
H Clark	LF	64.7	16	2	0	0	1.000	2.51	0	0
S Pond	LF	52.0	10	0	0	0	1.000	1.73	0	0
C Hermansen	LF	17.0	4	0	0	0	1.000	2.12	0	0
V Wells	CF	1135.0	326	5	1	0	.997	2.62	0	0
R Johnson	CF	265.0	82	1	0	0	1.000	2.82	0	0
A Rios	CF	21.0	1	0	0	0	1.000	0.43	0	0
A Rios	RF	943.7	216	11	1	1	.991	2.16	7	0
R Johnson	RF	382.7	88	2	1	0	.989	2.12	0	0
H Clark	RF	66.7	17	0	0	1	.944	2.30	0	0
S Pond	RF	25.0	8	0	0	0	1.000	2.88	0	0
D Berg	RF	3.0	1	0	0	0	1.000	3.00	0	0

Colorado Rockies

Ten Game Average Wins and Runs

The gray area represents a running total of wins per ten games played



4/13: Wilson on DL with knee surgery; will miss over two months

6/21: Walker comes off DL; plays for first time; 1.104 OPS with Rockies

8/6: After refusing trade to Rangers, Walker is sent to Cardinals for MinL and 2 PTBNL

5/5: Kennedy goes 4-0, will finish 9-7 with 3.66 ERA

5/31: Miles brought back up; hits .395 in June

8/25: Francis brought up to majors

Team Batting and Pitching/Fielding Stats by Month						
	April	May	June	July	Aug	Sept
Wins	10	10	8	18	9	13
Losses	13	18	18	9	18	18
OBP	.361	.332	.331	.370	.331	.348
SLG	.503	.437	.410	.509	.443	.436
FIP	5.65	4.85	5.44	5.10	5.30	4.64
DER	.715	.672	.680	.703	.681	.689

Colorado Rockies

Batting Stats

Player	RC	Runs	RBI	PA	Outs	H	BB	HR	TB	BA	OBP	SLG	GPA	ISO	SB	CS	GDP
Helton T.	121	115	96	683	369	190	127	32	339	.347	.469	.620	.366	.272	3	0	12
Burnitz J.	84	94	110	607	401	153	58	37	302	.283	.356	.558	.300	.275	5	6	7
Castilla V.	77	93	131	648	445	158	51	35	312	.271	.332	.535	.283	.264	0	0	20
Clayton R.	62	95	54	652	431	160	48	8	228	.279	.338	.397	.251	.118	10	5	12
Miles A.	56	75	47	566	388	153	29	6	192	.293	.329	.368	.240	.075	12	7	12
Holliday M.	52	65	57	439	297	116	31	14	195	.290	.349	.488	.279	.198	3	3	10
Johnson C.	40	42	47	362	239	72	49	13	131	.236	.350	.430	.265	.193	2	1	5
Gonzalez L.	38	42	40	351	238	94	15	12	151	.292	.330	.469	.266	.177	1	5	5
Sweeney M.	30	25	40	215	132	47	32	9	90	.266	.377	.508	.297	.243	1	0	2
Greene T.	24	23	35	209	149	55	13	10	99	.282	.325	.508	.273	.226	0	0	9
Walker L.	22	22	20	138	75	35	25	6	68	.324	.464	.630	.366	.306	2	0	2
Wilson P.	17	24	29	222	161	50	17	6	79	.248	.315	.391	.240	.144	2	1	8
Closser J.	12	5	10	124	80	36	6	1	45	.319	.364	.398	.263	.080	0	0	3
Barnes C.	10	14	10	77	54	20	3	2	31	.282	.320	.437	.253	.155	0	1	2
Piedra J.	9	15	10	98	66	27	5	3	44	.297	.340	.484	.274	.187	0	1	1
Pellow K.	9	15	10	133	94	29	8	2	42	.240	.308	.347	.225	.107	1	0	2
Hawpe B.	9	12	9	118	84	26	11	3	42	.248	.322	.400	.245	.152	1	1	4
Atkins G.	7	3	8	33	18	10	4	1	15	.357	.424	.536	.325	.179	0	0	0
Freeman C.	6	15	11	105	79	17	14	1	27	.189	.298	.300	.209	.111	1	1	5
Jennings J.	5	3	6	78	55	17	2	1	24	.239	.260	.338	.202	.099	0	0	1
Estes S.	4	13	2	80	55	17	1	0	22	.236	.247	.306	.187	.069	0	0	0
Hocking D.	4	7	4	106	79	19	7	0	21	.202	.257	.223	.172	.021	0	1	3
Fassero J.	2	3	1	24	17	4	1	0	4	.190	.227	.190	.150	.000	0	0	0
Kennedy J.	2	2	4	54	42	6	2	0	9	.125	.160	.188	.119	.063	0	0	0
Tracy A.	1	1	1	17	13	3	1	0	4	.188	.235	.250	.168	.063	0	0	0
Elarton S.	0	1	0	14	7	2	1	0	2	.222	.300	.222	.191	.000	0	0	0
Dohmann S.	0	0	0	3	1	0	0	0	0	.000	.500	.000	.225	.000	0	0	0
Reed S.	0	0	0	2	1	1	0	0	1	.500	.500	.500	.350	.000	0	0	0
Young J.	0	0	1	5	2	0	0	0	0	.000	.000	.000	.000	.000	0	0	0
Simpson A.	0	0	0	1	1	0	0	0	0	.000	.000	.000	.000	.000	0	0	0
Gissell C.	0	0	0	1	1	0	0	0	0	.000	.000	.000	.000	.000	0	0	0
Driskill T.	0	0	0	1	1	0	0	0	0	.000	.000	.000	.000	.000	0	0	0
Lopez J.	0	0	0	3	2	0	0	0	0	.000	.000	.000	.000	.000	0	0	0
Reyes R.	0	5	1	66	52	9	5	0	11	.148	.212	.180	.141	.033	0	0	0
Harikkala T.	0	0	0	4	3	0	0	0	0	.000	.000	.000	.000	.000	0	0	0
Bernero A.	0	1	0	6	5	0	0	0	0	.000	.000	.000	.000	.000	0	0	0
Stark D.	0	0	0	9	8	0	1	0	0	.000	.111	.000	.050	.000	0	0	0
Wendell T.	0	0	0	2	3	0	0	0	0	.000	.000	.000	.000	.000	0	0	1
Francis J.	-1	1	0	14	10	0	0	0	0	.000	.000	.000	.000	.000	0	0	0
Wright J.	-1	1	0	27	18	1	0	0	2	.053	.053	.105	.050	.053	0	0	0
Cook A.	-1	1	1	37	31	4	1	0	4	.118	.143	.118	.094	.000	0	0	1

Colorado Rockies

Pitching Stats

Player	IP	BFP	G	GS	P/PA	H	K	BB	HR	W	L	Sv	Op	Hld	RA	ERA	FIP	DER
Estes S.	202.0	904	34	34	3.73	223	117	105	30	15	8	0	0	0	5.93	5.84	5.56	.699
Jennings	201.0	925	33	33	3.62	241	133	101	27	11	12	0	0	0	5.60	5.51	5.10	.674
Kennedy	162.3	705	27	27	3.56	163	117	67	17	9	7	0	0	0	3.77	3.66	4.37	.706
Fassero J	111.0	505	40	12	3.48	136	59	44	9	3	8	0	0	2	5.92	5.51	4.35	.674
Cook A.	96.7	433	16	16	3.41	112	40	39	7	6	4	0	0	0	4.38	4.28	4.61	.691
Wright J.	78.7	361	14	14	3.81	82	41	45	8	2	3	0	0	0	4.46	4.12	5.29	.716
Reed S.	66.0	285	65	0	3.60	72	38	17	7	3	8	0	4	15	3.95	3.68	4.38	.699
Chacon S	63.3	316	66	0	3.99	71	52	52	12	1	9	35	44	0	7.39	7.11	6.59	.697
Harikkala	62.7	262	55	0	4.03	55	30	23	10	6	6	0	7	15	4.88	4.74	5.33	.773
Dohmann	46.0	198	41	0	3.83	41	49	19	8	0	3	0	4	4	4.30	4.11	4.44	.730
Fuentes	44.7	201	47	0	4.00	46	48	19	5	2	4	0	1	13	6.04	5.64	3.92	.672
Elarton S.	41.3	199	8	8	3.86	57	23	20	8	0	6	0	0	0	9.80	9.80	5.92	.669
Lopez J.	40.7	187	64	0	3.65	45	20	26	1	1	2	0	1	12	7.52	7.52	4.54	.679
Simpson	39.0	183	32	0	4.01	44	46	20	4	2	1	0	1	1	6.00	5.08	3.89	.633
Francis J.	36.7	164	7	7	3.95	42	32	13	8	3	2	0	0	0	5.40	5.15	5.30	.691
Bernero	32.3	147	16	2	3.59	36	21	17	7	1	1	0	1	1	5.57	5.57	6.16	.716
Stark D.	26.0	150	6	6	3.54	53	10	18	9	0	5	0	0	0	14.88	11.42	8.87	.611
Nunez V.	25.7	114	22	0	3.93	26	22	14	6	3	3	0	3	3	7.71	7.01	6.14	.718
Wendell	16.7	80	12	0	4.16	21	11	12	4	0	0	0	1	0	7.02	7.02	7.39	.667
Tsao C.	9.3	37	10	0	3.65	7	11	1	2	0	0	1	2	1	3.86	3.86	3.82	.783
Gissell C.	8.7	48	5	1	3.98	20	11	3	4	0	1	0	0	0	14.54	14.54	7.57	.467
Driskill T.	8.3	39	5	0	3.95	13	6	3	0	0	0	0	1	0	6.48	6.48	2.71	.567
Young J.	8.3	45	2	2	3.84	15	7	5	3	0	1	0	0	0	12.96	12.96	7.87	.600
Kroon M.	6.0	32	6	0	4.31	7	3	10	1	0	0	0	0	0	6.00	6.00	9.23	.667
Jarvis K.	2.0	15	2	0	4.87	6	0	4	1	0	0	0	0	0	27.00	27.00	15.57	.500

Fielding Stats

Catchers

Name	Innings	SBA/G	CS%	ERA	WP+PB/G
Johnson	746.3	0.90	16%	5.68	0.374
Greene	421.0	0.66	6%	5.75	0.599
Closser	259.0	0.83	21%	4.90	0.764
Pellow	9.0	0.00	0%	2.00	0.000

Infielders and Outfielders

Name	POS	Inn	PO	A	TE	FE	FPct	RF	DPS	DPT
T Helton	1B	1320.0	1355	142	3	1	.997	10.21	18	2
M Sweeney	1B	71.7	68	5	0	0	1.000	9.17	0	0
K Pellow	1B	26.0	26	3	0	1	.967	10.04	0	0
G Atkins	1B	17.0	22	1	0	0	1.000	12.18	0	0
A Miles	2B	1029.0	275	353	6	4	.984	5.49	33	40
L Gonzalez	2B	293.0	84	96	0	1	.994	5.53	4	20

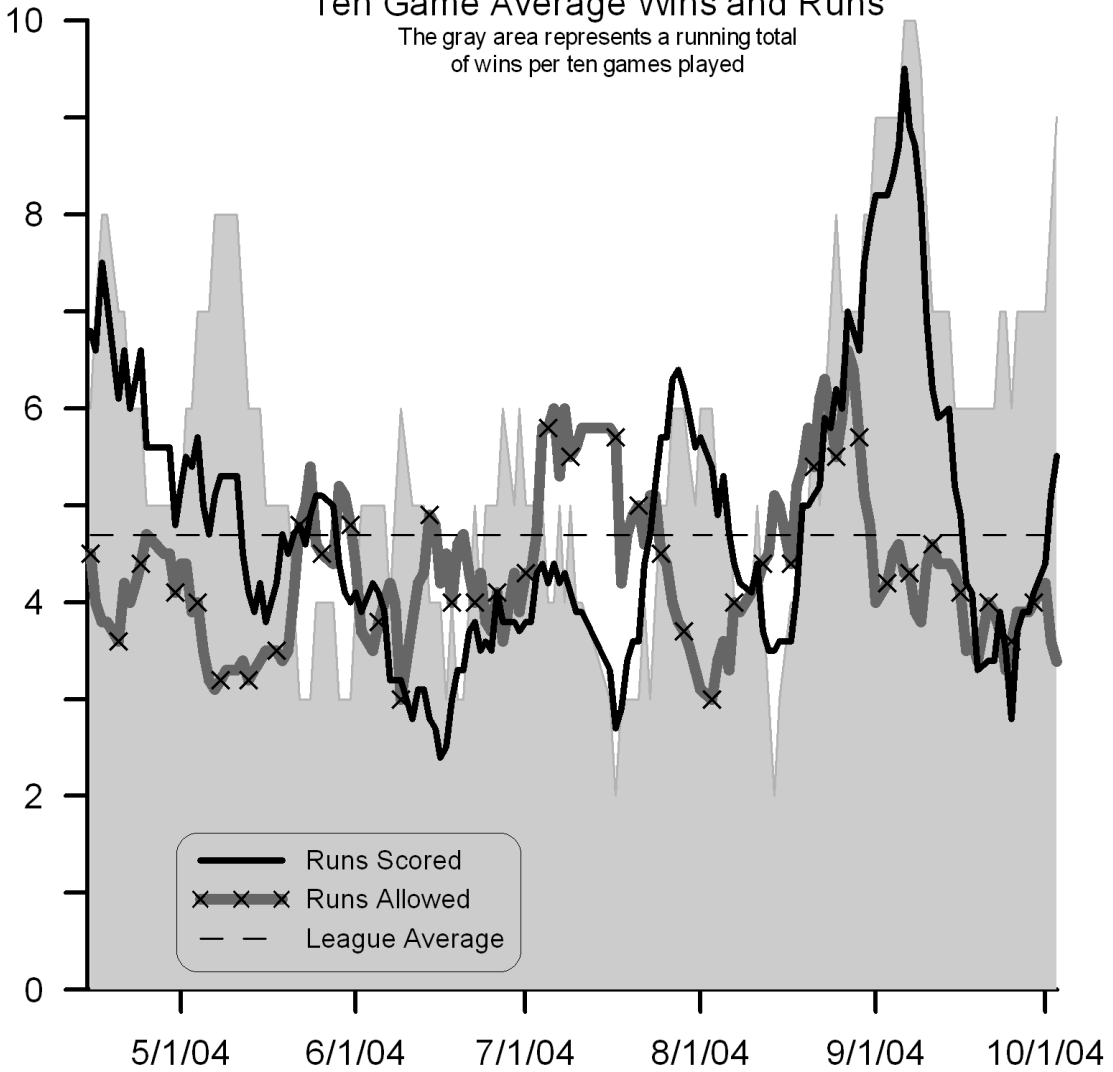
Colorado Rockies

Name	POS	Inn	PO	A	TE	FE	FPct	RF	DPS	DPT
C Barmes	2B	65.3	19	27	1	0	.979	6.34	3	3
D Hocking	2B	48.0	13	16	0	0	1.000	5.44	2	1
R Clayton	SS	1241.0	213	416	5	4	.986	4.56	44	39
C Barmes	SS	76.0	17	36	1	0	.981	6.28	3	3
L Gonzalez	SS	61.0	9	18	0	0	1.000	3.98	2	2
D Hocking	SS	57.3	13	25	2	1	.927	5.97	2	2
V Castilla	3B	1286.0	125	315	2	4	.987	3.08	25	0
L Gonzalez	3B	99.0	13	21	0	1	.971	3.09	1	0
G Atkins	3B	27.0	2	4	0	0	1.000	2.00	1	0
K Pellow	3B	13.3	2	1	0	0	1.000	2.03	0	0
A Tracy	3B	6.0	0	1	0	0	1.000	1.50	0	0
D Hocking	3B	3.3	1	0	0	0	1.000	2.70	0	0
M Holliday	LF	917.0	177	4	3	3	.963	1.78	2	0
J Burnitz	LF	151.7	36	0	1	0	.973	2.14	0	0
L Gonzalez	LF	110.3	20	0	0	0	1.000	1.63	0	0
J Piedra	LF	79.3	12	0	0	0	1.000	1.36	0	0
M Sweeney	LF	53.3	13	1	0	0	1.000	2.36	0	0
D Hocking	LF	52.3	19	0	0	1	.950	3.27	0	0
K Pellow	LF	47.0	8	0	0	0	1.000	1.53	0	0
G Atkins	LF	14.0	5	0	0	0	1.000	3.21	0	0
B Hawpe	LF	9.3	2	0	0	0	1.000	1.93	0	0
R Reyes	LF	1.0	1	0	0	0	1.000	9.00	0	0
J Burnitz	CF	517.0	114	3	1	2	.975	2.04	0	0
P Wilson	CF	436.0	118	3	0	6	.953	2.50	1	0
C Freeman	CF	245.0	69	1	0	1	.986	2.57	0	0
J Piedra	CF	103.7	32	1	0	0	1.000	2.86	2	0
R Reyes	CF	96.3	25	0	0	0	1.000	2.34	0	0
D Hocking	CF	37.3	16	0	0	0	1.000	3.86	0	0
J Burnitz	RF	528.3	105	6	0	3	.974	1.89	2	0
L Walker	RF	265.7	63	4	0	0	1.000	2.27	1	0
B Hawpe	RF	233.0	52	1	0	1	.981	2.05	2	0
K Pellow	RF	145.0	20	2	0	0	1.000	1.37	1	0
M Sweeney	RF	118.3	29	2	0	0	1.000	2.36	1	0
L Gonzalez	RF	75.7	13	0	0	0	1.000	1.55	0	0
R Reyes	RF	35.0	5	1	0	0	1.000	1.54	1	0
J Piedra	RF	23.7	5	0	0	0	1.000	1.90	0	0
D Hocking	RF	10.7	4	0	0	0	1.000	3.38	0	0

Houston Astros

Ten Game Average Wins and Runs

The gray area represents a running total of wins per ten games played



6/24: Dotel and prospect traded for Carlos Beltran
 6/26: Miller on DL; out for year
 7/14: Garner replaces Williams as manager
 8/14: Lost 8 of last 10; will go 36-10 the rest of the way
 8/18: Pettitte out for season; pitched only 83 innings

Team Batting and Pitching/Fielding Stats by Month						
	April	May	June	July	Aug	Sept
Wins	14	14	12	12	17	23
Losses	9	14	15	14	11	7
OBP	.365	.343	.324	.329	.358	.334
SLG	.465	.425	.378	.429	.462	.458
FIP	4.07	4.01	3.83	4.50	4.53	3.59
DER	.723	.713	.683	.715	.689	.689

Houston Astros

Batting Stats

Player	RC	Runs	RBI	PA	Outs	H	BB	HR	TB	BA	OBP	SLG	GPA	ISO	SB	CS	GDP
Berkman L.	124	104	106	687	390	172	127	30	308	.316	.450	.566	.344	.250	9	7	11
Bagwell J.	104	104	89	679	436	152	96	27	266	.266	.377	.465	.286	.199	6	4	12
Biggio C.	87	100	63	700	465	178	40	24	297	.281	.337	.469	.269	.188	7	2	8
Kent J.	87	96	107	606	410	156	49	27	287	.289	.348	.531	.290	.243	7	3	23
Beltran C.	67	70	53	399	251	86	55	23	186	.258	.368	.559	.305	.300	28	0	4
Ensberg M.	55	51	66	456	319	113	36	10	169	.275	.330	.411	.251	.136	6	4	17
Lamb M.	50	38	58	312	203	80	31	14	142	.288	.356	.511	.288	.223	1	1	4
Everett A.	49	66	31	435	285	105	17	8	148	.273	.317	.385	.239	.112	13	2	4
Vizcaino J.	39	34	33	385	269	98	20	3	134	.274	.311	.374	.233	.101	1	1	8
Ausmus B.	32	38	31	448	318	100	33	5	131	.248	.306	.325	.219	.077	2	2	13
Lane J.	23	21	19	156	101	37	16	4	63	.272	.348	.463	.273	.191	1	0	2
Hidalgo R.	22	21	30	220	157	51	17	4	82	.256	.309	.412	.242	.156	1	2	7
Palmeiro O.	17	19	12	156	103	32	18	3	46	.241	.344	.346	.241	.105	2	1	1
Chavez R.	10	9	23	176	138	34	10	0	42	.210	.256	.259	.180	.049	0	1	9
Bruntlett E.	9	14	8	61	39	13	7	4	27	.250	.328	.519	.277	.269	4	0	0
Backe B.	5	3	6	21	11	5	1	1	8	.313	.389	.500	.300	.188	0	0	0
Oswalt R.	3	1	6	89	62	10	3	0	11	.141	.184	.155	.122	.014	0	0	1
Clemens R.	2	1	7	78	62	12	3	0	13	.167	.200	.181	.135	.014	0	0	2
Miller W.	2	2	3	35	20	7	0	0	7	.259	.259	.259	.181	.000	0	0	0
Pettitte A.	1	0	2	29	20	4	3	0	5	.174	.269	.217	.176	.043	0	0	1
Miceli D.	0	0	0	2	1	1	0	0	1	.500	.500	.500	.350	.000	0	0	0
Griffiths J.	0	0	0	2	1	0	1	0	0	.000	.500	.000	.225	.000	0	0	0
Hernandez C.	0	0	1	16	11	1	0	0	1	.083	.083	.083	.058	.000	0	0	0
Taveras W.	0	2	0	2	1	0	0	0	0	.000	.000	.000	.000	.000	1	0	0
Duckworth B.	0	1	1	10	7	2	1	0	2	.222	.300	.222	.191	.000	0	0	0
Bullinger K.	0	0	0	4	3	0	1	0	0	.000	.250	.000	.113	.000	0	0	0
Lidge B.	0	0	0	1	1	0	0	0	0	.000	.000	.000	.000	.000	0	0	0
Gallo M.	0	0	0	1	1	0	0	0	0	.000	.000	.000	.000	.000	0	0	0
Harville C.	0	0	0	1	1	0	0	0	0	.000	.000	.000	.000	.000	0	0	0
Qualls C.	0	0	0	1	1	0	0	0	0	.000	.000	.000	.000	.000	0	0	0
Burke C.	0	2	0	20	16	1	3	0	1	.059	.200	.059	.105	.000	0	0	0
Oliver D.	-1	0	0	4	4	0	0	0	0	.000	.000	.000	.000	.000	0	0	1
Alfaro J.	-1	1	0	12	10	2	0	0	2	.182	.182	.182	.127	.000	0	0	1
Munro P.	-1	4	1	35	27	2	2	0	2	.069	.125	.069	.073	.000	0	0	0
Redding T.	-2	1	0	30	25	4	0	0	4	.138	.138	.138	.097	.000	0	0	0

Houston Astros

Pitching Stats

Player	IP	BFP	G	GS	P/PA	H	K	BB	HR	W	L	Sv	Op	Hld	RA	ERA	FIP	DER
Oswalt R.	237.0	983	36	35	3.65	233	206	62	17	20	10	0	0	0	3.80	3.49	3.19	.686
Clemens	214.3	878	33	33	3.91	169	218	79	15	18	4	0	0	0	3.19	2.98	3.14	.725
Redding T.	100.7	465	27	17	3.83	125	56	43	15	5	7	0	0	0	6.53	5.72	5.33	.682
Munro P.	99.7	446	21	19	3.75	120	63	26	12	4	7	0	0	0	5.33	5.15	4.46	.678
Lidge B.	94.7	369	80	0	4.00	57	157	30	8	6	5	29	33	17	2.00	1.90	2.00	.708
Miller W.	88.7	383	15	15	4.07	76	74	44	11	7	7	0	0	0	3.55	3.35	4.51	.744
Pettitte A.	83.0	346	15	15	3.90	71	79	31	8	6	4	0	0	0	4.01	3.90	3.55	.724
Miceli D.	77.7	336	74	0	3.96	74	83	27	10	6	6	2	8	24	3.94	3.59	3.73	.701
Backe B.	67.0	293	33	9	3.76	75	54	27	10	5	3	0	0	3	4.43	4.30	4.66	.677
Harville C.	53.0	238	56	0	3.82	54	46	26	8	3	2	0	4	3	5.94	4.75	4.89	.705
Gallo M.	49.3	223	69	0	3.59	55	34	20	12	2	0	0	1	4	4.93	4.74	6.44	.715
Hernandez	42.0	200	9	9	3.87	50	26	23	11	1	3	0	0	0	6.64	6.43	7.24	.711
Duckworth	39.3	180	19	6	3.96	55	23	13	11	1	2	0	0	0	6.86	6.86	6.53	.669
Dotel O.	34.7	146	32	0	4.25	27	50	15	4	0	4	14	17	0	3.89	3.12	3.08	.697
Qualls C.	33.0	141	25	0	3.66	34	24	8	3	4	0	1	2	9	3.55	3.55	3.89	.696
Weathers	32.0	137	26	0	3.78	31	26	13	5	1	4	0	3	5	5.63	4.78	4.98	.711
Bullinger K	30.7	140	27	0	3.56	36	11	10	5	1	0	1	2	1	6.46	6.16	5.55	.726
Stone R.	19.0	92	16	0	3.47	26	16	7	5	1	1	0	0	1	5.68	5.68	6.39	.656
Wheeler D	14.3	55	14	0	3.25	11	9	3	1	0	0	0	0	2	2.51	2.51	3.57	.756
Oliver D.	14.0	54	9	2	3.91	12	13	4	1	1	0	0	0	0	3.86	3.86	3.01	.694
Springer R	13.7	62	16	0	4.24	15	9	6	1	0	1	0	0	5	2.63	2.63	4.25	.689
Griffiths J.	4.3	20	1	1	3.90	4	5	3	1	0	0	0	0	0	10.38	10.38	5.85	.727
Fernandez	1.0	14	2	1	3.71	6	0	5	0	0	0	0	0	0	54.00	54.00	18.08	.333

Fielding Stats

Catchers

Name	Innings	SBA/G	CS%	ERA	WP+PB/G
Ausmus	1018.3	0.89	23%	4.08	0.274
Chavez	423.7	0.70	30%	3.97	0.382
Tremie	1.0	0.00	0%	9.00	0.000

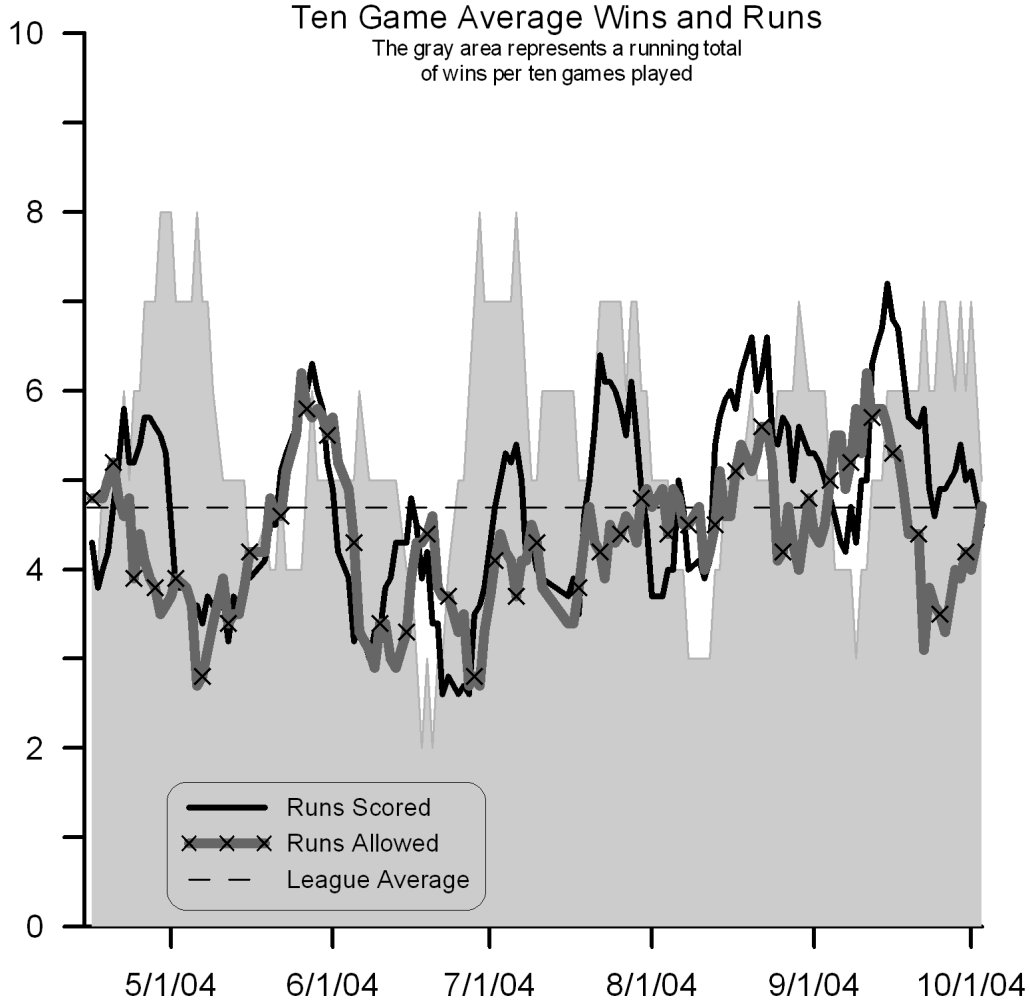
Infielders and Outfielders

Name	POS	Inn	PO	A	TE	FE	FPct	RF	DPS	DPT
J Bagwell	1B	1328.0	1195	93	3	3	.995	8.73	8	0
M Lamb	1B	65.0	76	4	0	0	1.000	11.08	0	0
J Vizcaino	1B	32.3	42	3	0	0	1.000	12.53	0	0
J Lane	1B	13.0	13	1	0	1	.933	9.69	0	0
L Berkman	1B	4.0	5	1	0	0	1.000	13.50	0	0
J Kent	2B	1189.0	272	376	3	4	.989	4.90	23	50
J Vizcaino	2B	173.7	45	51	0	0	1.000	4.98	1	14
M Lamb	2B	40.3	9	12	0	1	.955	4.69	0	0

Houston Astros

Name	POS	Inn	PO	A	TE	FE	FPct	RF	DPS	DPT
C Burke	2B	25.7	7	14	0	0	1.000	7.36	1	2
E Bruntlett	2B	14.0	3	5	0	0	1.000	5.14	0	0
A Everett	SS	842.0	138	277	3	7	.976	4.44	30	23
J Vizcaino	SS	455.3	66	153	3	4	.969	4.33	15	9
E Bruntlett	SS	127.0	17	28	0	3	.938	3.19	5	4
J Alfaro	SS	16.7	2	3	0	0	1.000	2.70	1	0
M Ensberg	SS	2.0	0	0	0	0	.000	0.00	0	0
M Ensberg	3B	920.7	80	163	6	7	.949	2.38	26	0
M Lamb	3B	453.7	41	106	6	7	.919	2.92	9	1
J Vizcaino	3B	68.7	10	11	1	3	.840	2.75	0	0
C Biggio	LF	654.3	116	2	0	9	.929	1.62	0	0
L Berkman	LF	608.7	93	2	0	2	.979	1.40	0	0
J Lane	LF	101.7	24	2	1	0	.963	2.30	0	0
O Palmeiro	LF	73.3	17	0	0	0	1.000	2.09	0	0
W Taveras	LF	4.0	0	0	0	0	.000	0.00	0	0
E Bruntlett	LF	1.0	0	0	0	0	.000	0.00	0	0
C Beltran	CF	772.3	200	8	1	4	.977	2.42	3	0
C Biggio	CF	570.7	134	1	0	0	1.000	2.13	0	0
J Lane	CF	49.0	8	0	0	0	1.000	1.47	0	0
O Palmeiro	CF	27.0	8	0	0	0	1.000	2.67	0	0
L Berkman	CF	9.0	2	0	0	0	1.000	2.00	0	0
E Bruntlett	CF	9.0	1	0	0	0	1.000	1.00	0	0
W Taveras	CF	6.0	1	0	0	0	1.000	1.50	0	0
L Berkman	RF	780.3	148	9	0	0	1.000	1.81	2	0
R Hidalgo	RF	452.3	107	4	0	2	.982	2.21	0	0
J Lane	RF	140.7	28	0	0	0	1.000	1.79	0	0
O Palmeiro	RF	68.7	12	0	0	0	1.000	1.57	0	0
W Taveras	RF	1.0	0	0	0	0	.000	0.00	0	0

San Diego Padres



4/8: Petco Park opens with a thrilling 4-3 ten-inning Padre victory

6/13: Lose to Yankees 6-5 as bullpen blows two leads; starts six-game loss streak

7/5: Nevin has knee surgery; misses only two weeks; Pads fall out of first place two days later

9/13: Greene breaks finger, essentially ending his season

9/26: Peavy goes 6 strong innings in 7-1 victory over Arizona, essentially clinching ERA title

Team Batting and Pitching/Fielding Stats by Month						
	April	May	June	July	Aug	Sept
Wins	16	12	13	17	13	16
Losses	9	15	13	9	14	15
OBP	.350	.330	.322	.344	.358	.347
SLG	.396	.385	.369	.435	.450	.440
FIP	4.01	4.48	4.07	4.74	4.51	3.69
DER	.710	.702	.724	.741	.701	.687

San Diego Padres

Batting Stats

Player	RC	Runs	RBI	PA	Outs	H	BB	HR	TB	BA	OBP	SLG	GPA	ISO	SB	CS	GDP
Loretta M.	118	108	76	707	423	208	58	16	307	.335	.391	.495	.300	.160	5	3	8
Giles B.	107	97	94	711	451	173	89	23	289	.284	.374	.475	.287	.190	10	3	12
Nevin P.	102	78	105	623	404	158	66	26	269	.289	.368	.492	.288	.203	0	0	15
Klesko R.	80	58	66	480	294	117	73	9	180	.291	.399	.448	.291	.157	3	2	7
Greene K.	78	67	65	554	363	132	53	15	216	.273	.349	.446	.269	.174	4	2	9
Burroughs S.	71	76	47	564	377	156	31	2	191	.298	.348	.365	.248	.067	5	4	6
Payton J.	63	57	55	511	351	119	43	8	168	.260	.326	.367	.238	.107	2	0	12
Hernandez R.	54	45	63	432	294	106	35	18	183	.276	.341	.477	.273	.201	1	0	16
Long T.	32	31	28	313	217	85	19	3	121	.295	.335	.420	.256	.125	3	2	12
Ojeda M.	24	23	26	174	117	39	15	8	66	.252	.316	.426	.249	.174	0	0	1
Aurilia R.	14	22	16	158	105	35	15	2	53	.254	.331	.384	.245	.130	0	0	2
Robinson K.	10	20	5	101	69	27	5	0	31	.293	.330	.337	.233	.043	11	4	0
Vazquez R.	9	12	13	132	91	27	11	1	37	.235	.297	.322	.214	.087	1	1	2
Nady X.	8	7	9	84	62	19	5	3	32	.247	.301	.416	.239	.169	0	0	4
Cirillo J.	7	12	7	81	59	16	5	1	22	.213	.259	.293	.190	.080	0	0	0
Eaton A.	6	9	8	76	53	13	6	0	20	.203	.282	.313	.205	.109	2	0	2
Quintero H.	6	7	10	78	60	18	5	2	27	.250	.295	.375	.226	.125	0	2	4
Guzman F.	4	8	5	80	62	16	3	0	19	.211	.250	.250	.175	.039	5	2	0
Gonzalez A.	3	2	3	25	19	4	2	0	7	.174	.240	.304	.184	.130	0	0	0
Peavy J.	3	5	3	68	50	10	4	0	11	.169	.222	.186	.147	.017	0	0	1
Buchanan B.	2	7	6	68	50	12	6	2	20	.200	.279	.333	.209	.133	0	0	2
Bragg D.	1	2	0	9	6	1	2	0	1	.143	.333	.143	.186	.000	0	0	0
Knott J.	1	1	1	15	11	3	1	0	5	.214	.267	.357	.209	.143	0	0	0
Valdez I.	1	4	5	41	30	6	2	0	9	.171	.211	.257	.159	.086	0	0	1
Fick R.	0	2	0	15	10	2	2	0	2	.167	.333	.167	.192	.000	0	0	0
Tankersley D.	0	0	1	10	6	2	1	0	2	.250	.333	.250	.213	.000	0	0	0
Stone R.	0	0	0	1	1	0	0	0	0	.000	.000	.000	.000	.000	0	0	0
Otsuka A.	0	0	0	1	1	0	0	0	0	.000	.000	.000	.000	.000	0	0	0
Szuminski J.	0	0	0	1	1	0	0	0	0	.000	.000	.000	.000	.000	0	0	0
Linebrink S.	0	0	0	3	2	0	0	0	0	.000	.000	.000	.000	.000	0	0	0
Hansen D.	0	1	0	31	27	4	3	0	4	.143	.226	.143	.137	.000	0	0	3
Sweeney B.	0	0	0	4	4	0	0	0	0	.000	.000	.000	.000	.000	0	0	0
Germano J.	-1	0	0	8	7	0	0	0	0	.000	.000	.000	.000	.000	0	0	0
Witasick J.	-1	0	0	5	6	0	0	0	0	.000	.000	.000	.000	.000	0	0	1
Wells D.	-1	2	3	69	52	6	3	0	6	.105	.164	.105	.100	.000	0	0	1
Hitchcock S.	-1	0	0	7	8	0	0	0	0	.000	.000	.000	.000	.000	0	0	1
Lawrence B.	-3	5	2	73	57	6	3	0	7	.097	.138	.113	.091	.016	0	0	1

San Diego Padres

Pitching Stats

Player	IP	BFP	G	GS	P/PA	H	K	BB	HR	W	L	Sv	Op	Hld	RA	ERA	FIP	DER
Lawrence	203.0	870	34	34	3.47	226	121	55	26	15	14	0	0	0	4.48	4.12	4.46	.697
Eaton A.	199.3	848	33	33	3.84	204	153	52	28	11	14	0	0	0	5.10	4.61	4.29	.709
Wells D.	195.7	804	31	31	3.49	203	101	20	23	12	8	0	0	0	3.91	3.73	3.90	.726
Peavy J.	166.3	694	27	27	3.87	146	173	53	13	15	6	0	0	0	2.65	2.27	3.16	.700
Valdez I.	114.0	509	23	20	3.53	141	37	31	21	9	6	0	0	0	5.92	5.53	5.68	.713
Linebrink	84.0	326	73	0	3.88	61	83	26	8	7	3	0	5	28	2.36	2.14	3.36	.743
Otsuka A.	77.3	312	73	0	4.04	56	87	26	6	7	2	2	7	34	1.86	1.75	2.83	.741
Witasick J.	61.7	266	44	0	3.82	57	57	26	8	0	1	1	3	2	4.09	3.21	4.22	.718
Hoffman T	54.7	209	55	0	3.70	42	53	8	5	3	3	41	45	0	2.30	2.30	2.76	.741
Neal B.	42.0	183	40	0	3.79	49	36	11	6	1	1	0	2	3	4.07	4.07	4.14	.664
Osuna A.	36.7	151	31	0	4.21	32	36	11	3	2	1	0	2	2	2.70	2.45	3.15	.710
Tankersley	35.0	157	9	6	4.00	35	29	17	3	0	5	0	0	1	6.43	5.40	4.07	.701
Stone R.	32.7	146	27	0	3.31	40	22	9	6	1	1	0	0	0	7.44	6.89	5.21	.679
Beck R.	24.0	108	26	0	3.66	27	15	9	8	0	2	0	0	5	6.75	6.38	7.28	.750
Hitchcock	21.3	91	4	4	3.66	22	14	8	5	0	3	0	0	0	6.33	6.33	5.93	.734
Germano	21.3	109	7	5	3.77	31	16	14	2	1	2	0	0	0	10.13	8.86	4.75	.623
Puffer B.	18.0	89	14	0	3.85	24	12	11	3	0	1	0	0	0	6.50	5.50	5.90	.661
Sweeney	14.3	63	7	2	3.52	20	10	2	1	1	0	0	0	0	5.65	5.65	3.00	.620
Watkins S.	14.3	65	11	0	3.66	17	7	4	3	0	0	0	0	0	6.28	6.28	6.07	.714
Szuminski	10.0	57	7	0	3.91	12	5	11	3	0	0	0	0	0	8.10	7.20	9.87	.750
Oropesa E	9.0	45	16	0	4.49	6	6	13	1	2	1	0	0	1	12.00	11.00	7.51	.800
McLeary	3.7	20	3	0	4.40	7	4	2	2	0	0	0	0	0	14.73	14.73	9.61	.583
Ashby A.	2.0	7	2	0	3.57	1	2	0	0	0	0	0	0	0	0.00	0.00	1.07	.800
Bynum M.	0.7	6	2	0	4.17	1	0	3	0	0	1	0	0	0	54.00	54.00	16.57	.667

Fielding Stats

Catchers

Name	Innings	SBA/G	CS%	ERA	WP+PB/G
Hernandez	925.3	0.69	25%	4.02	0.243
Ojeda	340.0	0.29	27%	4.31	0.185
Quintero	171.7	0.47	11%	3.67	0.210
Nevin	4.0	0.00	0%	0.00	0.000

Infielders and Outfielders

Name	POS	Inn	PO	A	TE	FE	FPct	RF	DPS	DPT
P Nevin	1B	1207.0	1140	85	3	8	.989	9.13	8	0
R Klesko	1B	139.0	138	16	0	2	.987	9.97	2	0
J Cirillo	1B	53.7	61	1	0	0	1.000	10.40	0	0
D Hansen	1B	17.0	15	1	0	0	1.000	8.47	0	0
R Fick	1B	8.0	9	0	0	0	1.000	10.13	0	0
B Buchanan	1B	7.0	9	0	0	0	1.000	11.57	0	0

San Diego Padres

Name	POS	Inn	PO	A	TE	FE	FPct	RF	DPS	DPT
R Vazquez	1B	6.0	8	0	0	0	1.000	12.00	0	0
R Aurilia	1B	3.0	7	0	0	0	1.000	21.00	0	0
M Loretta	2B	1339.0	288	451	5	5	.987	4.97	47	54
R Vazquez	2B	55.0	12	17	0	0	1.000	4.75	2	3
R Aurilia	2B	25.0	6	9	0	1	.938	5.40	0	3
J Cirillo	2B	22.0	4	9	0	2	.867	5.32	1	1
K Greene	SS	1189.0	176	380	9	11	.965	4.21	47	33
R Vazquez	SS	136.0	22	35	0	1	.983	3.77	2	3
A Gonzalez	SS	68.0	10	18	0	0	1.000	3.71	0	4
R Aurilia	SS	47.3	8	17	0	1	.962	4.75	0	2
S Burroughs	3B	1060.0	99	208	6	8	.956	2.61	21	2
R Aurilia	3B	231.7	16	42	3	2	.921	2.25	2	1
J Cirillo	3B	78.3	8	10	0	0	1.000	2.07	1	0
R Vazquez	3B	54.0	8	6	0	0	1.000	2.33	2	0
D Hansen	3B	17.0	0	1	0	0	1.000	0.53	0	0
R Klesko	LF	723.7	135	2	0	1	.986	1.70	1	0
T Long	LF	330.7	85	1	0	2	.977	2.34	0	0
K Robinson	LF	121.0	34	0	0	0	1.000	2.53	0	0
X Nady	LF	105.0	16	1	1	1	.895	1.46	0	0
B Buchanan	LF	86.7	10	0	0	0	1.000	1.04	0	0
J Payton	LF	48.0	8	0	0	0	1.000	1.50	0	0
J Knott	LF	24.0	4	0	0	0	1.000	1.50	0	0
J Cirillo	LF	2.0	0	0	0	0	.000	0.00	0	0
J Payton	CF	1027.0	333	11	1	3	.989	3.01	2	0
T Long	CF	198.3	49	1	0	0	1.000	2.27	0	0
F Guzman	CF	139.0	46	2	0	2	.960	3.11	0	0
K Robinson	CF	48.0	14	0	0	0	1.000	2.63	0	0
X Nady	CF	28.7	5	0	0	0	1.000	1.57	0	0
B Giles	RF	1383.0	323	8	2	5	.979	2.15	5	0
T Long	RF	29.3	6	0	0	0	1.000	1.84	0	0
X Nady	RF	14.0	2	0	0	0	1.000	1.29	0	0
B Buchanan	RF	11.7	2	0	0	0	1.000	1.54	0	0
K Robinson	RF	3.0	0	0	0	0	.000	0.00	0	0